












K+S Sustainability Management

Organization	Rating Scale	2020	2021	2022	Development
 MSCI	Rating scale from AAA to CCC (A: average)	A	A	AA	
 ISS ESG	Rating scale from A+ to D-	C-	C-	C	
 CDP <small>DISCLOSURE INSIGHT ACTION</small>	Climate: Rating scale from A to D-	C	C	C	
	Water: Rating scale from A to D-	B	B	B	
 SUSTAINALYTICS <small>a Morningstar company</small>	Rating scale from 0 to 40+ (The lower, the better)	38.8	36.8	35.4	
 MOODY'S	Rating scale from 0 to 100 (The higher, the better)	45	46		
 FTSE Russell	Rating scale from 0 to 5 (The higher, the better)	2.8	3.2		



EU principles for sustainable raw materials

