November 2026

Decarbonization at K+S

Questions & Answers for the Capital Market

Sources and important notes

Basis of this document

The content of this document is based on the **K+S 2025 Annual Report**, in particular the Sustainability statement (ESRS E1 “Climate change”, pp. 83–98), the Corporate strategy chapter (pp. 39–44) and the Remuneration report (pp. 213–238), and summarizes it for the target audience. The Sustainability statement was subject to a limited assurance engagement conducted by our auditor.

The reduction path and the technology assumptions reflect the current planning status (October 2026).

Key figures refer to the reporting date December 31, 2025. Percentages and totals are partly derived from reported values; rounding differences may occur. Any further estimates, planned values and third-party benchmarks are marked on the respective slides.

Forward-looking statements

Targets, planned values and the reduction path shown are based on current plans, estimates and assumptions of K+S, in particular regarding the availability and price of renewable energies, grid infrastructure, technological developments (e.g., CCS, hydrogen) as well as the regulatory and funding framework.

Actual developments may differ materially. The reduction path has not been externally verified. The climate strategy is reviewed annually by internal experts and adjusted if necessary. K+S assumes no obligation to update these statements beyond the disclosure requirements stipulated by law.

1 | What are our targets – and where do we stand?

Absolute targets Scope 1 + 2 (market-based, base year 2020)

2030	2040	2045
- 25%	**- 60%**	**GHG neutral**
Current target value 1.76 million t	Current target value 0.94 million t	Target value 0 t CO_2e

Scope: Scope 1 and Scope 2 emissions of all production sites worldwide in CO_2e;
Base value 2020: 2.34 million t (if large parts of the undertaking are bought or sold or production volumes change materially, the base value is adjusted upwards or downwards in proportion to the change)

Status 2025

2.07 million t CO_2e

- 11.7% compared with 2020

Target achievement 2030: 47%



Additional targets

Specific CO_2 emissions (Scope 1 + 2) – relevant to remuneration
Target 2027: 254.6 kg CO_2e/t | 2025: **259.7 kg CO_2e/t** (target achievement 70%)

Logistics (Scope 3, category 4) – specific GHG emissions
Target 2030: -10% vs. 2017 | 2025: **- 31.8%** (target exceeded)

We support the goals of the Paris Agreement. As we have not set an absolute Scope 3 target, however, our climate targets are not in line with the 1.5°C target according to recognized scientific standards.

Source: K+S 2025 Annual Report, pp. 44, 87, 91–92.

2 | Where do K+S emissions come from?

Most of our emissions result from generating process heat and electricity from natural gas in our own plants.

Emissions profile 2025 (million t CO_2e)



Share of Scope 1 + 2 in total emissions



Our business is energy-intensive – which is why **Scope 1 + 2** account for an above-average share at K+S. This is where **our largest directly controllable lever lies**, so this is where we start.

How our Scope 1 emissions arise

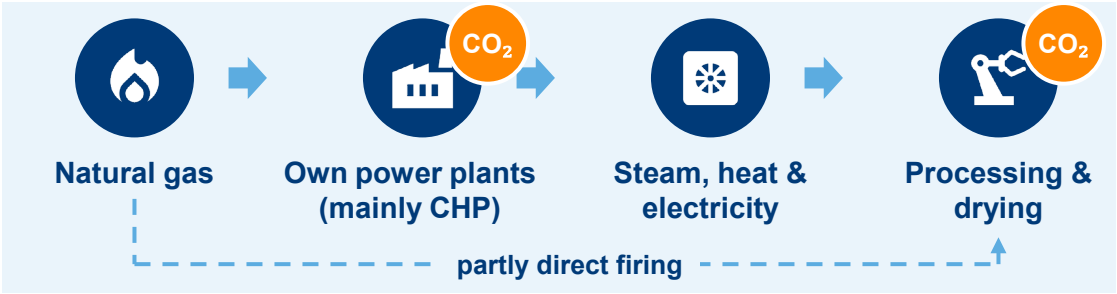

Why mainly Scope 1?
We generate the majority of our electricity and heat requirements in our own power plants – the emissions therefore arise directly at K+S.

Why CHP?
CHP generates heat and electricity simultaneously and therefore needs less natural gas than separate generation. Due to the current lack of economic alternatives, it is the available bridging technology. Our energy systems are already highly optimized – further reductions mainly require electrification.

Why is purchasing green electricity alone not enough?
Green electricity only affects Scope 2 – but around 90% of our Scope 1 + 2 emissions are Scope 1, as our main requirement is process heat. Only once it has been switched to electricity-based processes (e.g., power-to-heat) will renewable electricity also reduce these emissions.

[1] According to calculations by the Carbon Disclosure Project: on average, Scope 3 accounts for approx. 75% of corporate emissions.
Source: K+S 2025 Annual Report, pp. 83–88, 93, 95–97.

3 | Why are our targets defined this way?

We focus where we have direct influence – and disclose what our targets do not (yet) cover.

What our targets cover

- **Focus on Scope 1 + 2:** emissions from our own operations can be directly influenced and mainly result from our own energy generation
- **Aligned** with the Paris Agreement, the 1.5°C target and the German Climate Protection Act
- **Bottom-up derivation:** Estimate of emissions until 2045 based on our asset base and expected energy consumption
- **Growth taken into account:** base value adjustment mechanism for material changes in production volumes or portfolio – the percentage reduction target remains unchanged

What we disclose transparently

- **Not 1.5°C-compatible** by scientifically accepted standards, as we have not set an absolute Scope 3 target
- **No scientific framework** applied; no sector-specific reference target has been defined for mining
- **No linear path:** Until 2030, our target (-25%) is below the cross-sector reference value (-42%). Our path is derived from available technologies – major levers such as electrification and CCS will take effect at large scale after 2030
- **EU Paris-aligned Benchmarks:** K+S is **not** excluded from the EU benchmarks based on the Paris Agreement

And Scope 3?

2.9 million t

Scope 3 in 2025; largest category: processing of sold products

difficult to influence

e.g., application of fertilizers, fossil-fuel transport

-31.8%

Logistics emissions vs. 2017 – Scope 3 target (-10%) exceeded

no offsetting

of Scope 3 planned; data quality improved through primary data

Source: K+S 2025 Annual Report, pp. 83, 87-88, 91–92, 95–97.

4 | Which levers do we use to reduce emissions?

Four decarbonization levers – with examples of actions that have been completed, are being implemented or are under review.



Lever 1
Energy efficiency



Lever 2
Electrification & renewables

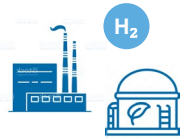

Lever 3
Fuel Switch

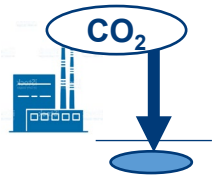

Lever 4
Capture & storage

CHP plants Bethune Completion 2026 **approx. 88 kt CO_2e/year**	**Power-to-Heat (65 MW)** since 2025, ramp-up until 2030 **approx. 17.8 kt CO_2e/year**	**Biomass plant Borth** since end of 2025 **approx. 9.2 kt CO_2e/year**	**CCS at the Bethune site** Studies underway **Investments not before the late 2030s**
Werra 2060 Completion 2028 **approx. 195 kt CO_2e/year[1]**	**PPA Bethune (PV, 30 MW)** Delivery from 2027 **Greenhouse gas compensation[2]**	**Conversion of drying plants** under review (e.g., to electricity or hydrogen) **Implementation planned by 2045**	
Waste heat utilization Zielitz since 2025 **approx. 3.2 kt CO_2e/year**	**Guarantees of origin for green electricity** in 2025 **Greenhouse gas compensation[2]**		

Selection of key actions. Additional actions include: gradual switch to e-mobility underground (further electric loaders 2026/27), review of photovoltaics and wind, energy management in accordance with ISO 50001

K+S conducts technology screenings at regular intervals and, if necessary, adjusts its decarbonization strategy accordingly

[1] Estimate based on the targeted halving of CO_2 emissions at the Unterbreizbach and Wintershall sites; indicative order of magnitude, subject to project progress
[2] Greenhouse gas compensation: green electricity (Scope 2, market-based), no offsets.
Source: K+S 2025 Annual Report, pp. 40, 86–92, 135.

5 | What does our reduction path to 2045 look like?

Until 2030, energy efficiency, power-to-heat and biomass are the main drivers – thereafter electrification, CCS and fuel switch.

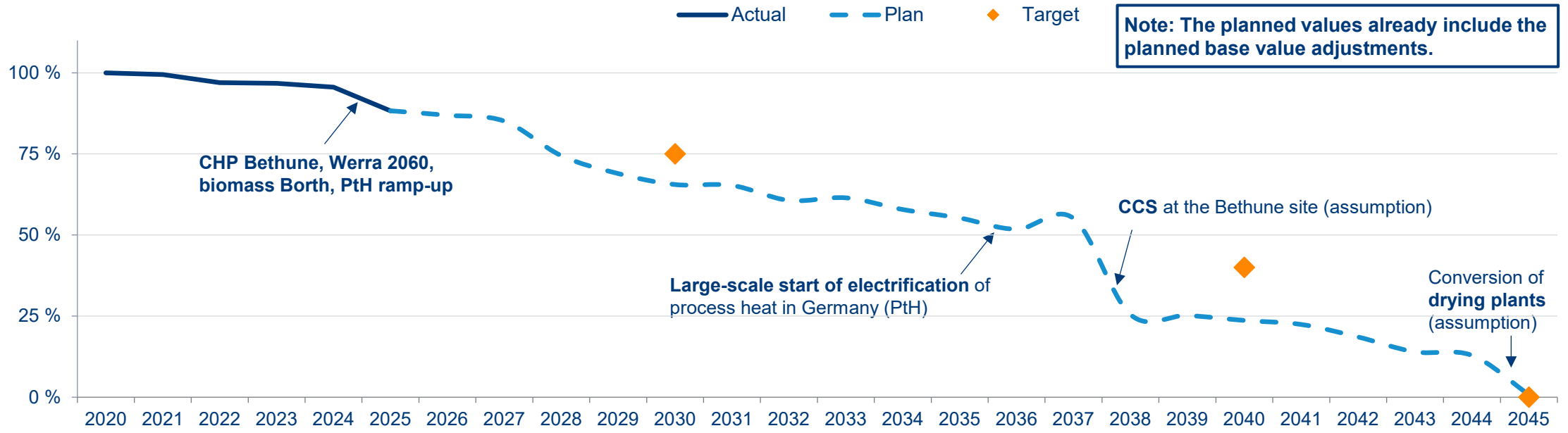

until 2030

Energy efficiency

CHP Bethune, Werra 2060, waste heat Zielitz; supplemented by biomass Borth and PtH ramp-up

2030s

Electrification & renewables

gradual replacement of natural gas by power-to-heat with renewable electricity in Germany

Late 2030s

Capture & storage

Partial CO_2 capture and storage at the Bethune site (assumption)

until 2045

Fuel Switch

Conversion of drying plants from natural gas to e.g. electricity; e-mobility or synthetic fuels underground

Scope 1 + 2 in % of the applicable base value. Planned path from 2026 based on the internal climate study (status 2026), adjusted to the measurement methodology of the Sustainability statement, not externally verified; implementation depends on framework conditions.
2045: Including assumption on closing the remaining gap in Bethune; technological solution not yet decided
Source of actual values: K+S 2025 Annual Report, p. 91.

6 | What does GHG neutrality 2045 mean for K+S?

Our goal is to reduce our own emissions – not to offset them.

Why greenhouse gas neutrality and not net zero?

- Based on today's technology, not all emissions can be avoided: with CCS in Bethune, part of the CO_2 cannot be captured.
- We have therefore chosen a target whose path we can underpin with technologies known today.

Currently no offsets used or planned

We currently neither plan nor support any offset projects (e.g., credits from afforestation); no carbon credits were purchased in 2025 to offset emissions.

Whether residual emissions in 2045 will be avoided technically or offset will be assessed in due course.

Technologies: current status and assumptions

Technology	Status at K+S	Assumption in climate path
Power-to-Heat	3 plants, 65 MW in operation	sufficient renewable electricity
Biomass	Borth plant in operation	–
CCS (Canada)	Studies underway	not before the late 2030s; partial capture
Hydrogen	under review	not before 2035
Other	e.g., electricity storage under review	technology-neutral

The target is very challenging and can only be achieved under certain conditions: a supportive regulatory framework, the expansion of renewable energies, competitive electricity prices and an adequate grid infrastructure

Greenhouse gas neutrality refers to Scope 1 + 2 of all production sites (target value 2045: 0 t CO_2e).
Source: K+S 2025 Annual Report, pp. 43, 83, 88, 90–92, 97.

7 | What does the transformation cost?

Current actions are completed or approved – investments from 2030 depend on technology and framework conditions.

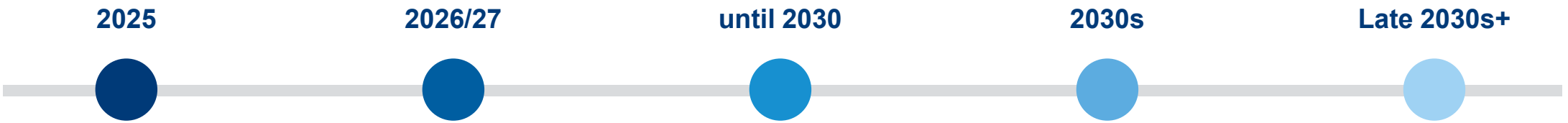

Investments until 2025

approx. €58.5 million CapEx[1]
CHP Bethune 49.0 · **Lever 1**
Biomass Borth 7.8 · **Lever 3**
Zielitz waste heat 1.3 · **Lever 1**
Power-to-heat 0.4 · **Lever 2**

completed

Higher CapEx

mainly Werra 2060 and ramp-up Bethune; CHP Bethune 2026: €35.9 million

approved · Lever 1

PtH ramp-up

Expansion of existing power-to-heat plants

being implemented · Lever 2

Electrification & grids

Switching process heat to power-to-heat and expanding grid connections

planned · Lever 2

CCS Bethune

Investments not before the late 2030s; partial implementation via external partners possible

under review · Lever 4

Financing & management

Climate Protection Fund
since 2022 for projects reducing GHG emissions

Internal carbon price
€48/t (2025) → €90/t (2030) in CapEx decisions

Funding
used where possible

CO_2 costs
51% of Scope 1 emissions covered by EU ETS; majority of CO_2 certificates needed until 2030 already secured

[1] Sum of the CapEx per action reported in the Annual Report. Investments from 2030 have not yet been quantified, as they depend on technological developments and framework conditions.
Source: K+S 2025 Annual Report, pp. 40, 87–91, 95–98, 135, 197–198.

8 | Which framework conditions are required?

In addition to corporate efforts, competitive decarbonization requires a reliable framework.

Competitive electricity prices

Lever 2

Planned industrial electricity price (approx. 5 ct/kWh, reinvestment of ≥ 50% of savings in decarbonization); electricity price compensation until 2030

Grid infrastructure

Lever 2 + 3

Preparing our sites for increased electricity consumption

Renewable energies

Lever 2

PPA in Bethune, guarantees of origin in Germany; review of photovoltaics and wind, including on our own land

Hydrogen infrastructure

Lever 3

Option for fuel switch; networks only in the planning stage; demand reports, network connections and a regulatory framework are required

CO_2 CCS regulation

Lever 4

Use requires political decisions; studies underway in Canada

Funding landscape

all levers

Funding programs and relief measures are used where possible

Status of funding instruments as per the 2025 Annual Report.
Source: K+S 2025 Annual Report, pp. 41, 43, 83, 87, 92, 135, 193–194.

9 | How is implementation managed?

Decarbonization is anchored in strategy, oversight and Board of Executive Directors' remuneration.

Strategy & oversight

- Transition plan approved by the **Board of Executive Directors and Supervisory Board**
- Climate strategy **reviewed annually**
- Targets decided by the **entire Board of Executive Directors**
- **Quarterly KPI reporting** to the Board of Executive Directors
- Energy management in accordance with **ISO 50001**

Incentives

- **25% of the LTI** of the Board of Executive Directors linked to decarbonization targets (a further 25% to social sustainability targets)
- Target value **216.4 kg CO_2e/t by 2032** (2025: 259.7)
- **Internal carbon price** in investment decisions

Transparency

- Reporting in accordance with **ESRS E1** in the Sustainability statement
- **Climate risk and resilience analysis** (scenarios SSP1, SSP5-8.5), updated in 2025
- Disclosure of target deviations, assumptions and conditions
- Primary data in logistics, e.g., via the **Sea Cargo Charter**

LTI = Long-Term Incentive.
Source: K+S 2025 Annual Report, pp. 43, 82, 85–92, 98, 222, 231.

Contact

Dr. Catrina Achilles
Investor Relations | ESG Expert

Phone: +49 561 / 9301-2440
catrina.achilles@k-plus-s.com

K+S Aktiengesellschaft, Bertha-von-Suttner-Str. 7, 34131 Kassel, Germany

Our company presentation with information on the market situation, our customer segments as well as production and financial data is updated regularly.

You can find them here.

Disclaimer

No reliance may be placed for any purpose whatsoever on the information or opinions contained in the Presentation or on its completeness, accuracy of fairness. No representation or warranty, express or implied, is made or given by or on behalf of the Company or any of its respective directors, officers, employees, agents or advisers as to the accuracy, completeness or fairness of the information or opinions contained in the Presentation and no responsibility or liability is accepted by any of them for any such information or opinions. Nothing in this Presentation is or should be relied on as a promise or representation as to the future.

This Presentation is subject to change. In particular, the composition of the Board of Executive Directors as well as the Supervisory Board are subject to constant change and the remuneration to be granted to the members of the executive bodies may also be subject to change. The Company may not notify you of changes and disclaims any obligation to update or revise any statements, in particular forward-looking statements, to reflect future events or developments, save for the making of such disclosures as are required by the provisions of statue. Thus, statements contained in this Presentation should not be unduly relied upon.

This Presentation has been prepared for information purposes only. It does not constitute an offer, an invitation or a recommendation to purchase or sell securities issued by K+S Aktiengesellschaft or any company of the K+S Group in any jurisdiction.