



17/18 March 2021

K+S Aktiengesellschaft

Commerzbank Virtual Switzerland Roadshow

Thorsten Boeckers
CFO

Julia Bock, CFA
Senior Investor Relations Manager

Disclaimer

No reliance may be placed for any purpose whatsoever on the information or opinions contained in the Presentation or on its completeness, accuracy or fairness. No representation or warranty, express or implied, is made or given by or on behalf of the Company or any of its respective directors, officers, employees, agents or advisers as to the accuracy, completeness or fairness of the information or opinions contained in the Presentation and no responsibility or liability is accepted by any of them for any such information or opinions. In particular, no representation or warranty, express or implied, is given as to the achievement or reasonableness of, and no reliance should be placed on any projections, targets, ambitions, estimates or forecasts contained in this Presentation and nothing in this Presentation is or should be relied on as a promise or representation as to the future.

This presentation contains facts and forecasts that relate to the future development of the K+S Group and its companies. The forecasts are estimates that we have made on the basis of all the information available to us at this moment in time. Should the assumptions underlying these forecasts prove not to be correct or should certain risks – such as those referred to in the Annual Report – materialize, actual developments and events may deviate from current expectations. Given these risks, uncertainties and other factors, recipients of this document are cautioned not to place undue reliance on these forecasts.

This Presentation is subject to change. In particular, certain financial results presented herein are unaudited, and may still be undergoing review by the Company's accountants. The Company may not notify you of changes and disclaims any obligation to update or revise any statements, in particular forward-looking statements, to reflect future events or developments, save for the making of such disclosures as are required by the provisions of statute. Thus statements contained in this Presentation should not be unduly relied upon and past events or performance should not be taken as a guarantee or indication of future events or performance.

This presentation has been prepared for information purposes only. It does not constitute an offer, an invitation or a recommendation to purchase or sell securities issued by K+S Aktiengesellschaft or any company of the K+S Group in any jurisdiction.

Successfully mastering the challenges of the pandemic

- Extensive prevention measures
- Successful crisis management
- Hardly any impact on production



K+S is systemically relevant



Consistent implementation of the package of measures

Sales agreement signed for the Americas operating unit



Joint venture with Remondis (REKS) in the waste management business



Restructuring: administrative costs reduced by 30%, resp. €60 million p.a.



Synergies > €150 million realized



Operating improvements at the production sites

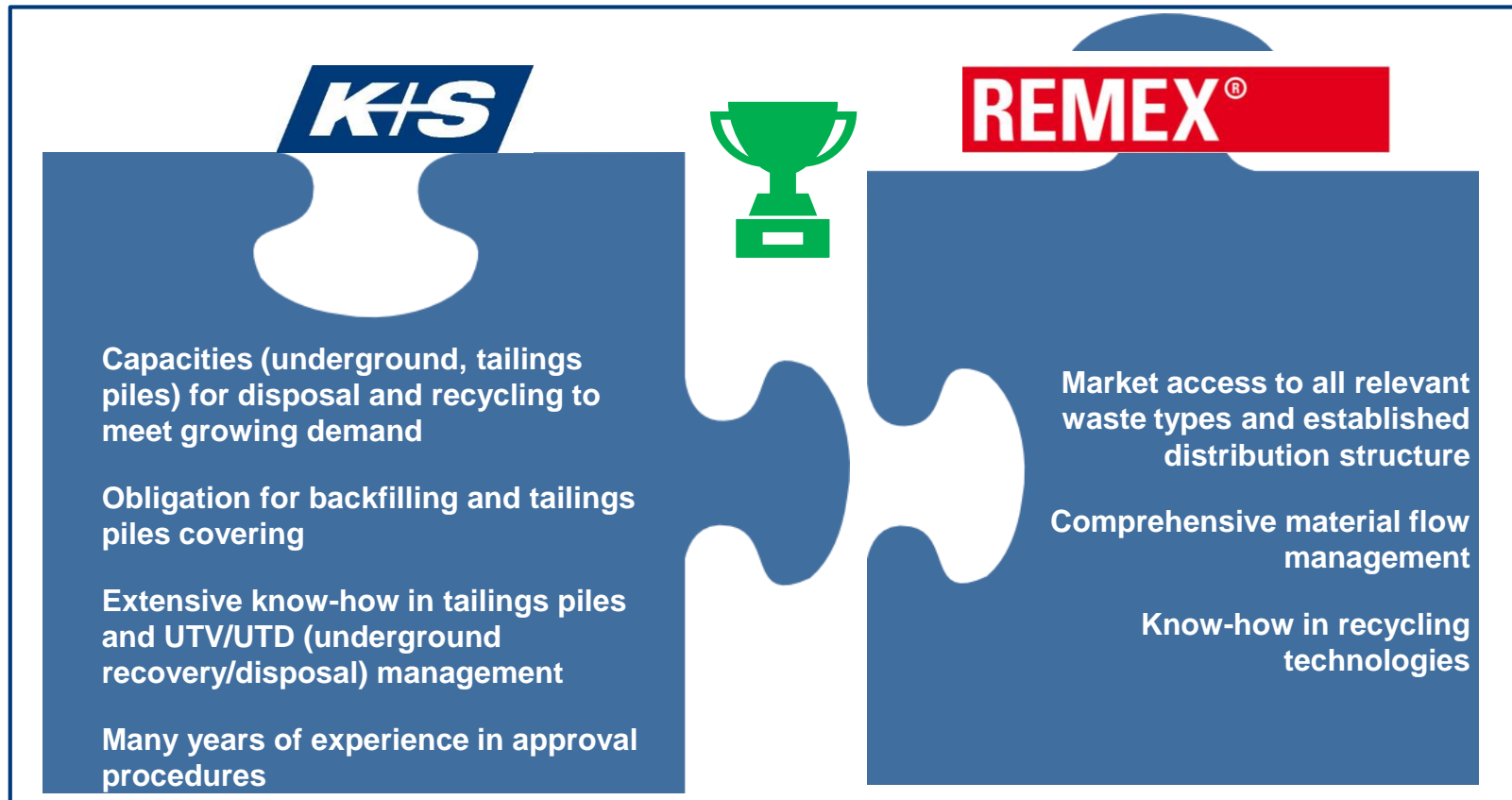


Agreement on the sale of the OU Americas



- **Buyer:** Stone Canyon Industries
- **Sales price:** USD 3.2 billion
- **Multiple:** 12.5 times EBITDA (2019)
- **Closing:** in summer 2021 at the latest
- **Net proceeds:** approx. €2.5 billion

K+S and REMEX combine their strengths in joint venture



- **Value creation through combining capabilities beyond the addition of individual business models (1+1 = >2) and generating a true champion in waste management**

Strong partnership in waste management business



$$\begin{array}{c} \text{REMONDIS}^{\circledR} \\ \text{REMEX}^{\circledR} \end{array} + \begin{array}{c} \text{K+S} \\ \text{Entsorgung} \end{array} = \begin{array}{c} \text{REKS} \end{array}$$

- Intelligent use of our infrastructure
- Transformation of environmental obligations into a sustainable business model
- Long-term prospects for covering tailings piles
- Attractive growth potential
- Closing of transaction expected in summer 2021
- Cash inflow: approx. €90 million
- One-off gain: approx. €200 million



Strong performance in production



- **2020: sales volumes in the Agriculture customer segment increased by 1 million tonnes to 7.3 million tonnes**
- **Bethune: almost 2 million tonnes produced for the first time; high product quality**
- **Average cost per tonne reduced to below €200 across all plants**

Environmental issues: Important milestones



- **Amendment to the state treaty: important milestone for long-term storage of saline wastewater underground**
- **Tailings pile expansions at Wintershall and Zielitz provide long-term prospects for both sites**



Impairment on assets

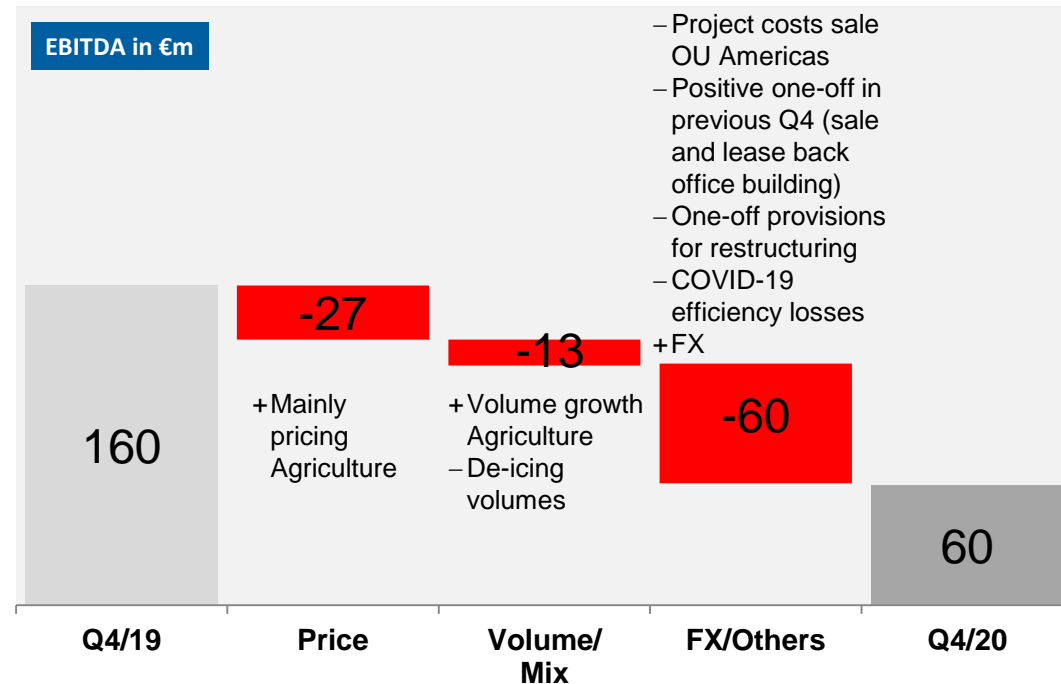


- Publication on 4 November 2020 that long-term assumptions for potash prices and cost of capital needed to be adjusted
- Non-cash impairment loss on assets of ~€2 billion accounted for in Q3 financial statements
- Business model remains intact
- Audit by the German Financial Reporting Enforcement Panel (DPR – Deutsche Prüfstelle für Rechnungslegung e.V.) announced on 17 February 2021
- Final impairment loss as of 31 December 2020: €1.86 billion
- On 9 March 2021, this impairment loss was confirmed with an unqualified audit opinion

Q4 and FY/2020 at a glance (including discontinued operations)

Highlights

- Q4/20 EBITDA down to € 60m (2019: € 160m)
- FCF €-42m in FY/20 coming from € +140m in FY/19
- NFD/EBITDA at 7.2x (31/12/19: 4.9x)
- No Dividend to be paid for 2020

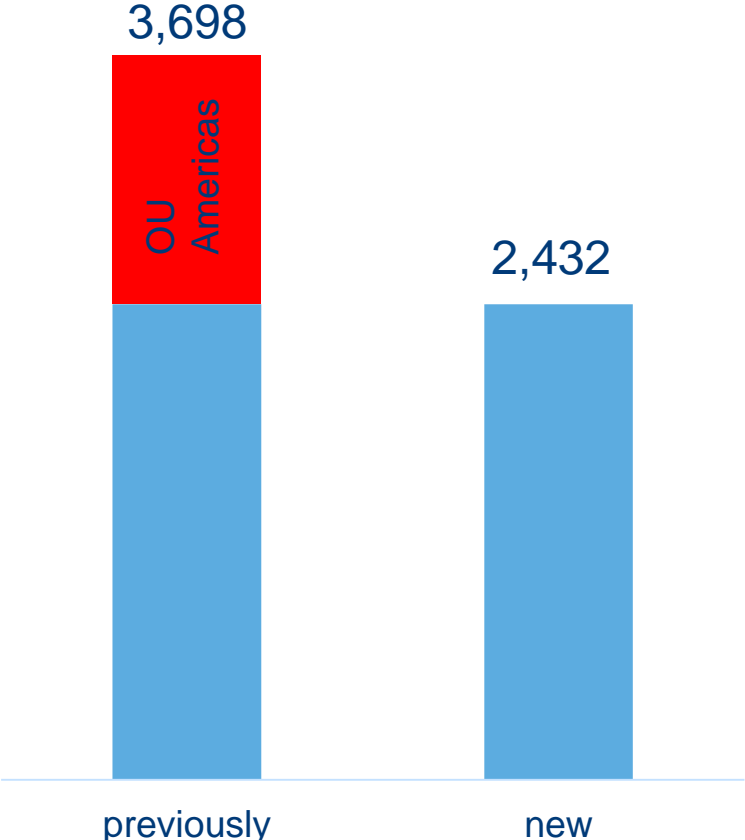


Financials

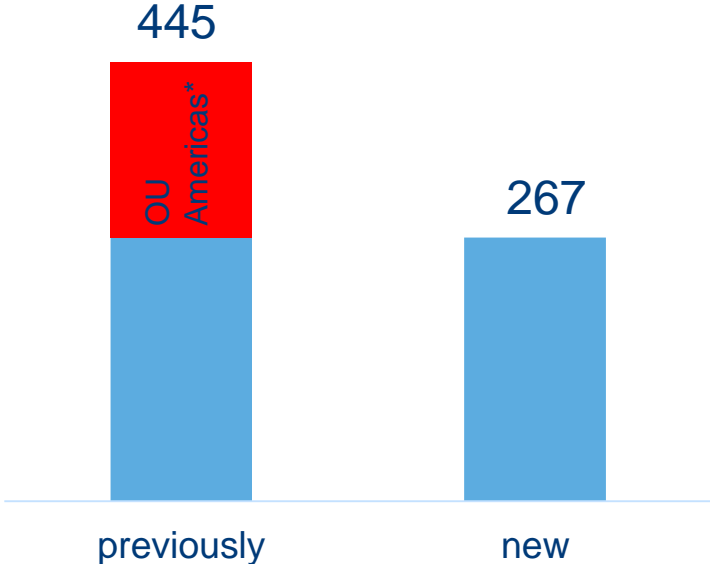
€ million	Q4/19	Q4/20	%	FY/19	FY/20	%
Revenues	1,024	634	-38	4,071	3,698	-9
<i>t/o Europe+</i>	596	632	+6	2,536	2,442	-4
<i>t/o Americas</i>	427	320	+19	1,532	1,266	-17
EBITDA	160	60	-63	640	445	-31
<i>t/o Europe+</i>	64	77	+19	437	344	-21
<i>t/o Americas</i>	83	48	-43	230	212	-8
Scheduled D&A	103	114	-6	432	405	-6
Adj. net profit	9	-30	-	78	-1,803	-
Adj. EPS (€)	0.05	-0.16	-	0.41	-9.42	-
Operating cash flow	130	101	-37	640	429	-33
Adj. FCF	-64	-87	-	140	-42	-
CapEx	183	183	-	493	526	+7
NFD/EBITDA (LTM)	-	-	-	4.9x	7.2x	-

2020 key indicators: Continuing operations

REVENUES
- in million EUR -



EBITDA
- in million EUR -

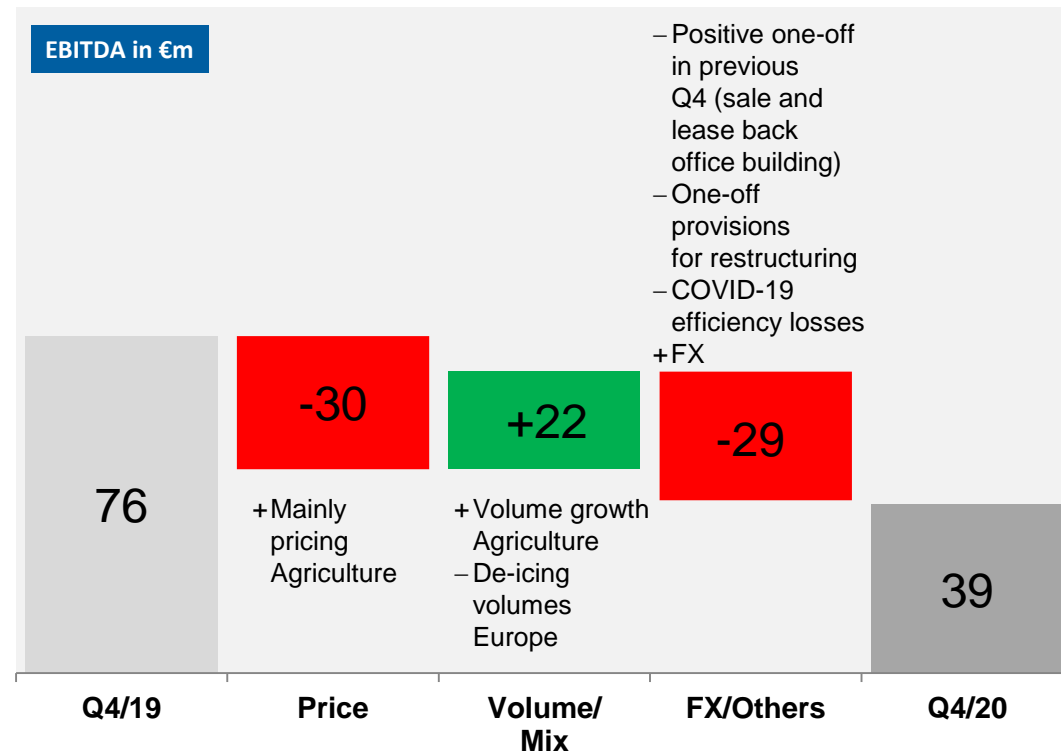


* After allocation of project costs related to the sale of the OU Americas

Q4 and FY/2020 at a glance (only continuing operations)

Highlights

- Q4/20 EBITDA down to € 39m (2019: € 76m)
- FCF €-110m in FY/20 coming from € +33m in FY/19

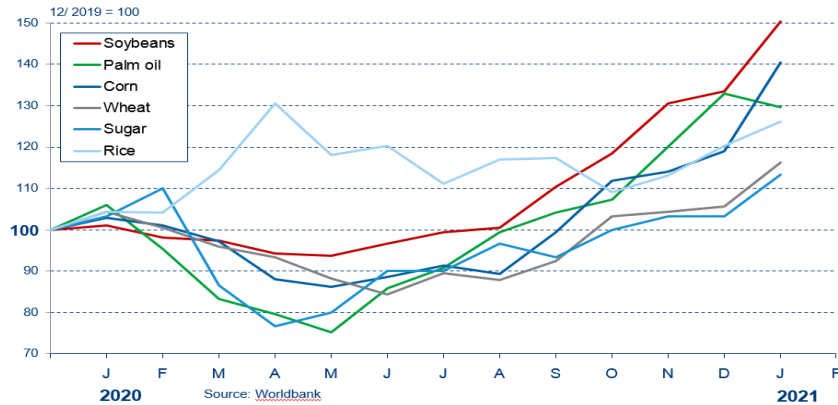


Financials

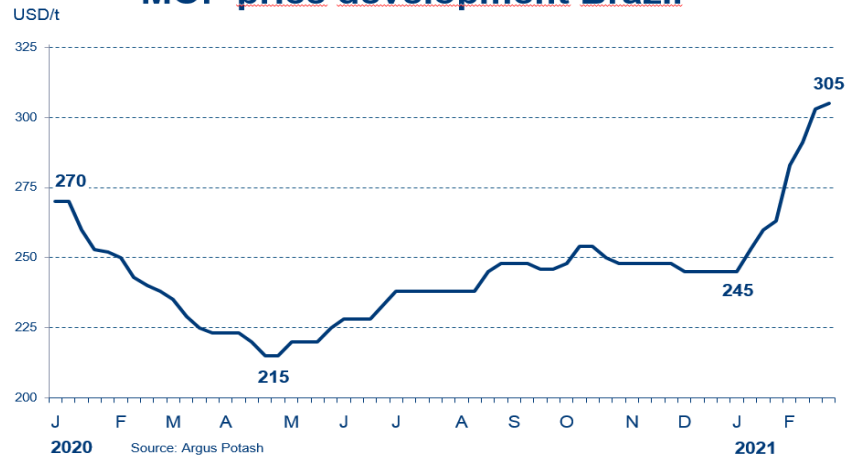
€ million	Q4/19	Q4/20	%	FY/19	FY/20	%
Revenues	540	634	+17	2,550	2,432	-5
<i>t/o Agriculture</i>	390	470	+21	1,716	1,702	-1
<i>t/o Industry+</i>	207	162	-22	820	727	-11
EBITDA	76	39	-49	410	267	-35
<i>t/o Agriculture</i>	29	97	+230	295	245	-17
<i>t/o Industry+</i>	35	-20	-	142	100	-30
Scheduled D&A	n.a.	n.a.	-	347	340	-2
Adj. net profit	n.a.	n.a.	-	15	-1,921	-
Adj. EPS (€)	n.a.	n.a.	-	0.08	-10.04	-
Operating cash flow	n.a.	n.a.	-	456	271	-41
Adj. FCF	n.a.	n.a.	-	33	-110	-
CapEx	150	140	-7	412	428	+4

2021 outlook: Favorable conditions for the agricultural sector

Price development of agricultural products

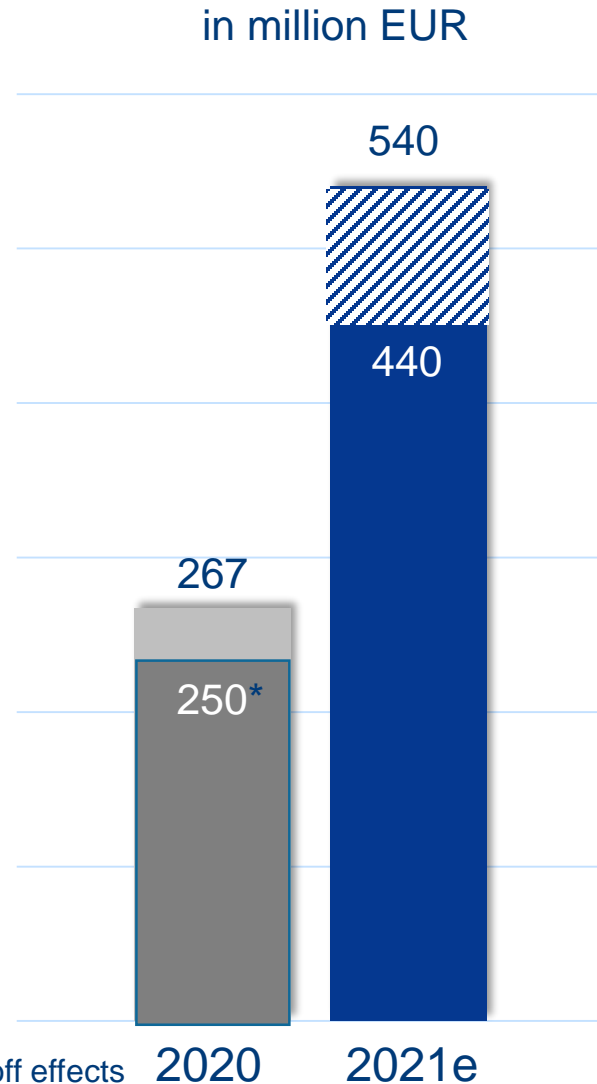


MOP price development Brazil



- Significant price increases for agricultural products
- Positive yield situation of farmers leads to rising demand for input factors
- Consequently, also continuing increase in demand for potash fertilizers in all regions
- Substantial price increase in Q1 following conclusion of potash contracts in India & China
- Potential for further price increases due to seasonal start in northern hemisphere and Brazil

EBITDA forecast for continuing operations for 2021



- Moderately higher average price for potash and magnesium fertilizers
- Sales volume in the Agriculture customer segment expected to be >7.5 million tonnes (2020: 7.3 million tonnes)
- Strong de-icing salt business in Europe in Q1/2021
- Sales volumes in de-icing salt business: >2.5 million tonnes expected (2020: 0.9 million tonnes; normal year: 2-2.5 million tonnes)
- One-off gain from REKS joint venture expected to amount to around €200 million
- FCF including cash-in from sale of OU Americas expected well over €2 billion; excluding this and REKS cash-in, FCF expected significantly negative in 2021

Housekeeping items / Financial calendar

Additional information on FY 2021 outlook – continued operations

- Tax rate: 30%
- Financial result: on the level of last year (2020: €-106m)
- CapEx: on the level of last year (2020: €428m)
- D&A: ~€300m

Financial calendar

10th European Chemicals Conference – GoldmanSachs

12 Mar 2021

Société Générale Virtual CEO Roadshow Frankfurt

12 Mar 2021

IR Contact Details



Dirk Neumann

Head of Investor Relations

Phone: +49 561 / 9301-1460

Fax: +49 561 / 9301-2425

d.neumann@k-plus-s.com




Julia Bock, CFA

Senior Investor Relations Manager

Phone: +49 561 / 9301-1009

Fax: +49 561 / 9301-2425

julia.bock@k-plus-s.com



Janina Rochell

Investor Relations Manager

Phone: +49 561 / 9301-1403

Fax: +49 561 / 9301-2425

Janina.rochell@k-plus-s.com

K+S Aktiengesellschaft

Bertha-von-Suttner-Str. 7

34131 Kassel (Germany)

e-mail: investor-relations@k-plus-s.com

homepage: www.kpluss.com

IR-website: www.kpluss.com/ir

Newsletter: <https://www.kpluss.com/newsletter>